

Finance

- Arrange Customer/Vendor Entries
- Company Bank Account
- Original Due Date
- Repayments
- Edit Document Posting No.
- Enhanced Fiscal Reports
- Calculate balance in entries pages
- G/L Adjustment Entries
- Improved Accruals
- Totals in receipt or shipments
- Invoice without G/L
- Misc Finance functions
- Notes in document
- Apply G/L Entries
- Easy batch import from Excel

Arrange Customer/Vendor Entries

With this function you can arrange existing Customer or Vendor Ledger Entries, adding, removing or grouping the installments.

From the Customer Ledger Entries page, select the document to arrange (all installments will be searched by Customer No., Document Type, Document No., Posting Date and Currency Code) and select the action "Arrange Entries".

Arrange the entries as you want in the details page and select the action "Apply".

If controls have succeed, the new installments are written in the ledger.

Dynamics 365 Business Central

Arrange Customer/Vendor Entries | Work Date: 31/01/2025

Search + New Edit List Delete Apply

Source No. 10000 Currency Code

Document Type Invoice Document Amount 34,260.00

Document No. 25-102030 Installments Amount 34,260.00

Posting Date 31/01/2025

	Remaining Amount	Due Date	Payment Method Code
	12.790,80	28/02/2025	
	8.290,80	31/03/2025	
	10.000,00	30/04/2025	
→	3.178,40	31/05/2025	

In case of rounding amounts, the difference will be placed on the last installment.

The original Transaction No. is retained, in case of new installment a "dummy" G/L Entry will be added at the end of the table to preserve Transaction No. sequence.

Company Bank Account

Company Bank Account is copied from documents (Sales Header, Purchase Header, Finance Charge Memo Header) to related entries.

The field is editable.

Dynamics 365 Business Central

CRONUS Italia S.p.A. | Sales | Purchasing | Inventory | Posted Documents |

Customer Ledger Entries: All | Search | Edit List | Home | Entry | Actions | Related | Fewer options

Posting Date	Open	On Hold	Entry No.	Bank Rec...	Customer Bill No.	Bank Receipts List No.	Exp... to Pay... File	Message to Recipient	Recipient Bank Account	Customergro... Code	Area Code	Businessgroup Code	Salescampaign Code	Company Bank Account	Original Due Date
03/01/2025	<input checked="" type="checkbox"/>		2573	<input type="checkbox"/>			<input type="checkbox"/>			MEDIO	30	—	INVERNALE	WWB-TRANS...	03/02/2025
02/01/2025	<input checked="" type="checkbox"/>		2536	<input type="checkbox"/>			<input type="checkbox"/>		ANT	MEDIO	30	—	INVERNALE	WWB-TRANS...	02/02/2025
02/01/2025	<input checked="" type="checkbox"/>		2534	<input type="checkbox"/>			<input type="checkbox"/>		ANT	MEDIO	30	—	INVERNALE	WWB-TRANS...	02/02/2025
21/01/2025	<input checked="" type="checkbox"/>		2771	<input type="checkbox"/>			<input type="checkbox"/>		SPA	PICCOLO	40	—	—		31/01/2025
19/01/2025	<input checked="" type="checkbox"/>		2741	<input checked="" type="checkbox"/>			<input type="checkbox"/>		HAN	MEDIO	30	INDUSTRIA	ESTATE		31/01/2025
11/01/2025	<input checked="" type="checkbox"/>		2614	<input type="checkbox"/>			<input type="checkbox"/>		ANT	PICCOLO	30	UFFICIO	—	BDL	10/02/2025
02/01/2025	<input checked="" type="checkbox"/>		2554	<input type="checkbox"/>			<input type="checkbox"/>		ANT	PICCOLO	30	UFFICIO	—	BDL	02/02/2025
02/01/2025	<input checked="" type="checkbox"/>		2552	<input type="checkbox"/>			<input type="checkbox"/>		ANT	PICCOLO	30	UFFICIO	—	BDL	02/02/2025
02/01/2025	<input checked="" type="checkbox"/>		2550	<input type="checkbox"/>			<input type="checkbox"/>		ANT	PICCOLO	30	UFFICIO	—	BDL	02/02/2025
11/01/2025	<input checked="" type="checkbox"/>		2612	<input type="checkbox"/>			<input type="checkbox"/>			MEDIO	40	—	—	BDL	10/02/2025
01/12/2024	<input checked="" type="checkbox"/>		2837	<input type="checkbox"/>			<input type="checkbox"/>		ANT	PICCOLO	30	—	—	BDL	01/01/2025
22/01/2025	<input checked="" type="checkbox"/>		2778	<input checked="" type="checkbox"/>			<input type="checkbox"/>			MEDIO	40	—	ESTATE	BDL	31/01/2025
23/01/2025	<input checked="" type="checkbox"/>		2813	<input type="checkbox"/>			<input type="checkbox"/>			PICCOLO	40	—	—	BDL	29/01/2025
15/01/2025	<input checked="" type="checkbox"/>		2672	<input type="checkbox"/>			<input type="checkbox"/>		ANT	PICCOLO	30	—	—		20/01/2025
20/01/2025	<input checked="" type="checkbox"/>		2843	<input checked="" type="checkbox"/>	FATTIC00002	DEC000001	<input type="checkbox"/>		ANT	MEDIO	30	HOME	—		31/01/2025
20/01/2025	<input checked="" type="checkbox"/>		2767	<input checked="" type="checkbox"/>	FATTIC00001	DEC000001	<input type="checkbox"/>		ANT	MEDIO	30	HOME	—		31/01/2025

Company Information

The "Preferred Bank Account" field is added to "Company Information" to automatically complete payment information from Bank Account Master Table.

Original Due Date

Original Due Date (that one of the posting phase) is added to Customer and Vendor Ledger Entries.

The field is not editable for statistical purposes.

Dynamics 365 Business Central

CRONUS Italia S.p.A. | Sales | Purchasing | Inventory | Posted Documents |

Customer Ledger Entries: All | Search | Edit List | Home | Entry | Actions | Related | Fewer options

Posting Date	Open	On Hold	Entry No.	Bank Rec...	Customer Bill No.	Bank Receipts List No.	Exp... to Pay... File	Message to Recipient	Recipient Bank Account	Customergro... Code	Area Code	Businessgroup Code	Salescampaign Code ↑	Company Bank Account	Original Due Date
31/12/2024	<input type="checkbox"/>		2472	<input type="checkbox"/>			<input type="checkbox"/>			MEDIO	30	—	—		01/01/2025
31/12/2024	<input checked="" type="checkbox"/>		2474	<input type="checkbox"/>			<input type="checkbox"/>			MEDIO	30	HOME	—		31/01/2025
31/12/2024	<input checked="" type="checkbox"/>		2476	<input type="checkbox"/>			<input type="checkbox"/>			MEDIO	30	—	—		31/01/2025
31/12/2024	<input type="checkbox"/>		2478	<input type="checkbox"/>			<input type="checkbox"/>			LARGO	30	—	—		31/01/2025
31/12/2024	<input checked="" type="checkbox"/>		2480	<input type="checkbox"/>			<input type="checkbox"/>			MEDIO	30	HOME	—		31/01/2025
31/12/2024	<input checked="" type="checkbox"/>		2482	<input type="checkbox"/>			<input type="checkbox"/>			LARGO	30	—	—		31/01/2025
31/12/2024	<input checked="" type="checkbox"/>		2484	<input type="checkbox"/>			<input type="checkbox"/>			MEDIO	30	HOME	—		31/01/2025
31/12/2024	<input checked="" type="checkbox"/>		2486	<input type="checkbox"/>			<input type="checkbox"/>			MEDIO	30	—	—		31/01/2025
31/12/2024	<input checked="" type="checkbox"/>		2488	<input type="checkbox"/>			<input type="checkbox"/>			MEDIO	70	UFFICIO	—		31/01/2025
31/12/2024	<input type="checkbox"/>		2490	<input type="checkbox"/>			<input type="checkbox"/>			LARGO	30	—	—		02/01/2025
31/12/2024	<input type="checkbox"/>		2492	<input type="checkbox"/>			<input type="checkbox"/>			MEDIO	30	—	—		02/01/2025
31/12/2024	<input checked="" type="checkbox"/>		2494	<input type="checkbox"/>			<input type="checkbox"/>			MEDIO	30	HOME	—		03/01/2025
31/12/2024	<input type="checkbox"/>		2496	<input type="checkbox"/>			<input type="checkbox"/>			LARGO	30	—	—		03/01/2025
31/12/2024	<input type="checkbox"/>		2498	<input type="checkbox"/>			<input type="checkbox"/>			MEDIO	30	—	—		06/01/2025
31/12/2024	<input checked="" type="checkbox"/>		2500	<input type="checkbox"/>			<input type="checkbox"/>			MEDIO	30	HOME	—		06/01/2025
31/12/2024	<input checked="" type="checkbox"/>		2502	<input type="checkbox"/>			<input type="checkbox"/>			LARGO	30	—	—		06/01/2025

Repayments

Repayments is the function that allow to select multiple Customer or Vendor Ledger Entries and arrange them in new installments with new due dates.

Setup

Search for Repayment Setup and setup:

- No. series for draft repayments document
- No. series for issued repayments document
- General product posting group and VAT for possible interest of the repayment

Creating a new plan

Search for Repayments list and create a new document.

Select the customer and the dates of the document. You can edit the description, the default General product posting group and VAT, the Company Bank Account and the Payment Method.

If you specify a Finance Charge Term, the interests will be applied to the principal amount of the Repayment. The interests are calculated in "progressive depreciation" (first interests, next principal amount).

Select the action "Get Entries" to add the open Customer or Vendor ledger entries to the repayment.

With the action "Suggest Installments" you can calculate automatically the installments or the repayment with the following constraints:

- Starting date of the first installment
- Date formula for the next installments
- Maximum amount of the installment

If you want to add charges (for example bank transfer costs) select the action "Charges":

- G/L account for the charge
- Description and the entire amount of the plan

- Application method of the charge (add it to the first or last installment, divide it to all installments)

You can adjust the installments as you want (changing description, due date, amount and payment method).

Dynamics 365 Business Central

Repayment | Work Date: 31/01/2025

1009

Get Entries Suggest Installments Calculate Issue Charges Summary

General

No.	1009	Country/Region Code	IT
Source Type	Customer	Document Date	31/01/2025
Source No.	10000	Posting Date	31/01/2025
Source Name	Cannon Group SpA	Principal Amount	
Source Address	Via Moscova 20	Interest Amount	
Source Post Code	16100	Charges Amount	-
Source County			

Lines Delete Line

Document Type	Document No.	Posting Date	Description	Amount	Due Date
→ Invoice	25-102023	23/01/2025	Ordine Cannon Group SpA	3.876,00	23/02/2025
Invoice	F055	10/01/2025	Cannon Group SpA	607,99	01/08/2025
Invoice	F055	10/01/2025	Cannon Group SpA	2.991,00	01/07/2025
Invoice	F055	10/01/2025	Cannon Group SpA	2.901,01	01/06/2025

Calculating the plan

Before issuing the plan, select the action "Calculate" to adjust the interests for each installments.

Possible roundings are added or subtracted from the last installment.

The report "Repayment Summary" allows you to share calculation with the Customer or Vendor.

Dynamics 365 Business Central

Repayment Summary

1009

31/01/2025

Installment 1

2.000,00 01/09/2025

Document Type	Document No.	Document Date	Due Date	Delay Days	Remaining Principal Amount	Principal Amount	Interest Amount	Additional Amount
Invoice	F055	10/01/2025	01/07/2025	62	2.991,00	1.392,01		
Invoice	F055	10/01/2025	01/08/2025	31	607,99	607,99		

Installment 2

2.000,00 01/10/2025

Document Type	Document No.	Document Date	Due Date	Delay Days	Remaining Principal Amount	Principal Amount	Interest Amount	Additional Amount
Invoice	F055	10/01/2025	01/06/2025	122	2.901,01	401,01		
Invoice	F055	10/01/2025	01/07/2025	30	1.598,99	1.598,99		

Installment 3

2.000,00 01/11/2025

Document Type	Document No.	Document Date	Due Date	Delay Days	Remaining Principal Amount	Principal Amount	Interest Amount	Additional Amount
Invoice	F055	10/01/2025	01/06/2025	31	2.500,00	2.000,00		

Installment 4

2.000,00 01/12/2025

Issuing

When the repayment is complete you can issue it:

- Customer or Vendor Ledger Entries are arranged with the new due dates
- Possible interests or charges are posted with a new Finance Charge Memo

Issued repayments are archived in the "Issued Repayments List".

Edit Document Posting No.

The function allows you to change the document posting no. before posting, for example to restore a previous deleted document.

Dynamics 365 Business Central

←

Sales Invoice | Work Date: 31/01/2025

+

✓ Saved

1004 · Società mercantile internaz.

Home

Prepare

Print/Send

Request Approval

Invoice

Actions

Related

Fewer options

Post

Release

Shipment Date

20/01/2025

3rd Party Loader Type

3rd Party Loader No.

VAT Bus. Posting Group

NAZIONALE

Payment Terms Code

14 GIORNI

Bank Account

ANT

Cumulative Bank Receipts

EU 3-Party Trade

Direct Debit Mandate ID

Fattura Document Type

TD01

Fattura Project Code

Fattura Tender Code

Fattura Stamp

Fattura Stamp Amount

0.00

Customer Purchase Order No.

Posting No.

Shipping and Billing

Foreign Trade

Individual

Enhanced Fiscal Reports

New enhanced fiscal reports are added:

- Customer Detailed Aging 2

Dynamics 365 Business Central

Calculate balance in entries pages

The new action "Calculate Balance" allows you to view the progressive balance of the entries as shown on the page (with the same sorting and filters).

The data is temporary but very useful to check amounts.

Available in:

- Customer Ledger Entries
- Vendor Ledger Entries
- General Ledger Entries

Dynamics 365 Business Central

Customer Ledger Entries | Work Date: 23/01/2025

Search Analyze Edit List Home Entry Actions Related Fewer options

Show Document Apply Entries Find entries... Reverse Transaction... Create Reminder... Create Finance Charge Memo...

Posting Date	Document Type	Document No.	Customer No.	Customer Name	Description	Currency Code	Original Amount	Remaining Amount	Balance	Remaining Amt. (LCY)
→ 09/12/2024	Payment	TEC00007	000020	Cliente con ric. banc. S.r.l.	Descr. registrazione		-571,20	-571,20	-571,20	-571,20
09/12/2024	Invoice	24-102004	C00020	Cliente con ric. banc. S.r.l.	Ordine 1002		571,20	571,20		571,20
09/12/2024	Invoice	24-102003	C00010	Cond. pg. clte 30,60,90 giorni	Ordine 1001		194,20	194,20	194,20	194,20
09/12/2024	Invoice	24-102003	C00010	Cond. pg. clte 30,60,90 giorni	Ordine 1001		188,50	188,50	382,70	188,50
09/12/2024	Invoice	24-102003	000010	Cond. pg. clte 30,60,90 giorni	Ordine 1001		188,50	188,50	571,20	188,50
09/12/2024	Invoice	24-102002	50000	Società mercantile internaz.	Fattura 1016		991,32	991,32	1.562,52	991,32
02/01/2025	Invoice	25-102010	49858585	Hotel Pferdesee	Fattura 1014		1.232,24	1.232,24	2.794,76	1.232,24
02/01/2025	Invoice	25-102005	49858585	Hotel Pferdesee	Fattura 1009		11.464,63	11.464,63	14.259,39	11.464,63
02/01/2025	Invoice	25-102004	49858585	Hotel Pferdesee	Fattura 1008		5.732,31	5.732,31	19.991,70	5.732,31
02/01/2025	Invoice	25-102003	49858585	Hotel Pferdesee	Fattura 1007		5.732,31	5.732,31	25.724,01	5.732,31
09/12/2024	Payment	TEC00004	49858585	Hotel Pferdesee	Descr. registrazione		-1.232,24	-1.232,24	24.491,77	-1.232,24
09/12/2024	Payment	TEC00003	49858585	Hotel Pferdesee	Descr. registrazione		-11.464,63	-11.464,63	13.027,14	-11.464,63
09/12/2024	Payment	TEC00002	49858585	Hotel Pferdesee	Descr. registrazione		-5.732,31	-5.732,31	7.294,83	-5.732,31
09/12/2024	Payment	TEC00001	49858585	Hotel Pferdesee	Descr. registrazione		-5.732,31	-5.732,31	1.562,52	-5.732,31
23/01/2025	Credit Memo	2810	49633663	Autohaus Mielberg KG	Autohaus Mielberg KG 2025		-774,40	-774,40	788,12	-774,40
22/01/2025	Invoice	2809	49633663	Autohaus Mielberg KG	Autohaus Mielberg KG 2025		3.872,01	3.872,01	4.660,13	3.872,01
21/01/2025	Invoice	2808	49633663	Autohaus Mielberg KG	Autohaus Mielberg KG 2025		6.195,21	6.195,21	10.855,34	6.195,21
20/01/2025	Refund	2807	49633663	Autohaus Mielberg KG	Autohaus Mielberg KG 2025		1.463,10	0,00	12.318,44	0,00

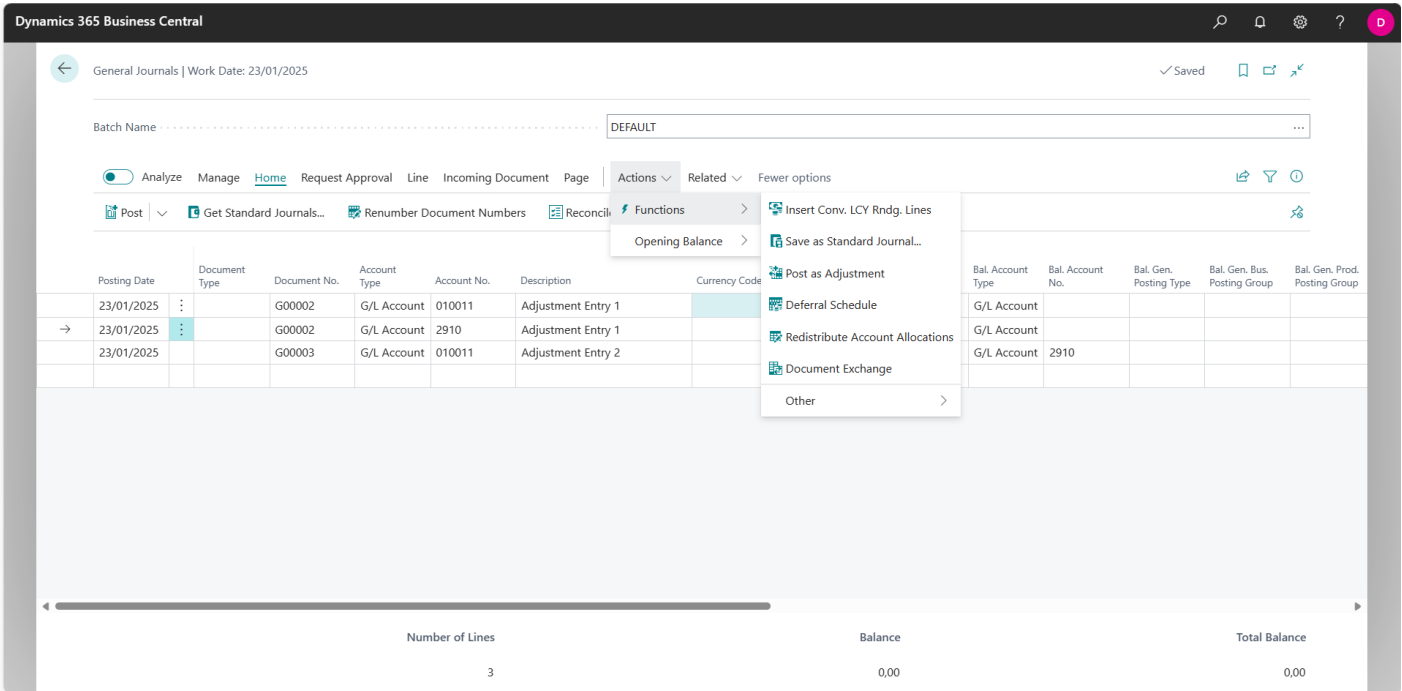
G/L Adjustment Entries

During the closing of fiscal periods, it's often necessary to integrate the general ledger with adjustment entries. These entries are considered as draft or temporary, so they are not ready to be posted.

The "G/L Adjustment Entry" is a specific table to register these entries and view the amounts in the Chart of Account and Financial Reports. The Adjustment Entries does not take part to fiscal ledgers and can be canceled in any time.

Post as Adjustment

Simply fill a new batch and select the action "Post as Adjustment".



The entries will be transferred in the special ledger and can be viewed through Chart of Accounts in the column "Adjustment Balance".

Dynamics 365 Business Central

Chart of Accounts | Work Date: 23/01/2025

Search + New Edit List Delete Edit View Home Account Balance Navigate Report

Posted Documents w...t Incoming Document Indent Chart of Accounts Close Income Statement

No.	Name	Balance	Adjustment Balance	Income/Ba...	Account Category	Account Subcategory	Account Type	Totaling
010000	Conto riepilogo	—	—	Balance Sh...			Begin-Total	
010010	Saldo	—	—	Balance Sh...			Begin-Total	
→ 010011	Bilancio di apertura	10,00	177,00	Balance Sh...	Equity	Utili non distribuiti	Posting	
010012	Bilancio di chiusura	—	—	Balance Sh...	Equity	Utili non distribuiti	Posting	
010099	Totale conto patrimoniale	10,00	177,00	Balance Sh...			End-Total	010010..010099
010100	Conto economico	—	—	Income Sta...			Begin-Total	
010111	Utili/Perdita	—	—	Balance Sh...	Equity	Utili non distribuiti	Posting	
010199	Totale conto economico	—	—	Income Sta...			End-Total	010100..010199
010999	Totale conto riepilogo	10,00	177,00	Balance Sh...			End-Total	010000..010999
1000	STATO PATRIMONIALE	—	—	Balance Sh...			Heading	
1002	ATTIVITÀ	—	—	Balance Sh...	Assets	Attività	Begin-Total	
1003	Cespiti	—	—	Balance Sh...	Assets	Attrezzatura	Begin-Total	
1005	Cespiti materiali	—	—	Balance Sh...	Assets	Attrezzatura	Begin-Total	
1100	Terreni e fabbricati	—	—	Balance Sh...	Assets	Attrezzatura	Begin-Total	
1110	Terreni e fabbricati	2.291.421,59	—	Balance Sh...	Assets	Attrezzatura	Posting	
1120	Incrementi dell'esercizio	238,34	—	Balance Sh...	Assets	Attrezzatura	Posting	
1130	Decrementi dell'esercizio	—	—	Balance Sh...	Assets	Attrezzatura	Posting	
1140	F.do amm. terreni e fabbricati	-815.630,37	—	Balance Sh...	Assets	Fondo ammortamento	Posting	
1100	Totale terreni e fabbricati	1.475.029,56	—	Balance Sh...	Assets	Attrezzatura	End-Total	1100..1100

Cancel the transactions

Adjustment Entries can be canceled in any time, modified and then posted again or deleted.

To cancel the transactions, identify the entries in the G/L Adjustment Entries page and select the action "Cancel transactions".

The entries will be transferred to the source journal.

Financial Reports

To sum normal entries plus adjustment entries you can use Financial Reports.

In the Column Definition you can select Adjustment Entries as ledger entry type.

Column Definition | Work Date: 23/01/2025

✓ Saved



✕ Changes to this column definition will affect all financial reports using it. Don't show again

Name: TEST

☒

Analyze

Manage

 Copy Column Layout

								Show Opposite Sign	Comparison Date Formula	Show	Rounding Factor
Column No.		Column Header	Column Type	Ledger Entry Type	Amount Type	Budget Name	Formula				
S		Balance	Net Change	Entries	Net Amount			<input type="checkbox"/>		Always	None
A		Adjustments	Net Change	Adjustment Entries	Net Amount			<input type="checkbox"/>		Always	None
→ T		⋮ Adjusted Balance	Formula	Entries	Net Amount		S+A	<input type="checkbox"/>		Always	None

Improved Accruals

"Improved Accruals" boost the standard deferral posting with new and useful functions.

In sales and purchases document lines it's possible to directly insert accrual starting and ending date. In general journals too.

Accrual dates are transferred to general ledger entries. Calculation is made per day basis.

Dynamics 365 Business Central

Purchase Invoice | Work Date: 23/01/2025

1007 · Busterby Stole og Borde A/S

Home Prepare Request Approval Invoice Actions Fewer options

Post Release

New Line Delete Line Select items...

Type	Line Amount Excl. VAT	Qty. to Assign	Qty. Assigned	Department Code	Project Code	Customer group Code	Area Code	Business group Code	Sales campaign Code	Accrual Starting Date	Accrual Ending Date
→ G/L Account	800,00	0	—				30			01/06/2025	30/09/2025

Subtotal Excl. VAT (DKK) 800,00 Total Excl. VAT (DKK) 800,00

Inv. Discount Amount (DKK) 0,00 Total VAT (DKK) 0,00

Invoice Discount % 0 Total Incl. VAT (DKK) 800,00

Invoice Details Show more

Currency Code DKK Department Code

Expected Receipt Date 23/01/2025 Project Code

Accrual recognition

Accruals are recognized after posting and are transferred to general journal. Accrual recognition is incremental for the maximum speed also in huge environments.

It's sufficient to insert "Ending Date" as recognition date to start the calculation.

Accruals Calculation



Options

Ending Date	31/03/2025	
Template Name	GENERALE	▼
Batch Name	DEFAULT	...
Positive Accruals Account No.	1110	▼
Negative Accruals Account No.	1120	▼
Positive Deferrals Account No.	1130	▼
Negative Deferrals Account No.	1140	▼

Filter: G/L Entry

+ Filter...

Schedule...

OK

Cancel

Totals in receipt or shipments

Posted receipts or shipments, in the standard version, are missing of total amounts.

This functions adds total amounts to easy evaluate the documents and identify them in the invoice process ("get receipts..." and "get shipments...").

Dynamics 365 Business Central

Posted Purchase Receipts | Work Date: 31/03/2025

Manage Print... Find entries... Receipt

No.	Buy-from Vendor No.	Buy-from Vendor Name	Location Code	No. Printed	Vendor Shipment No.	Item Quantity (base)	Qty. Rcd. Not Inv. Exists	Your Reference	Amount	Amount Including VAT	Barcode
107063	49494949	KKA Büromaschinen GmbH		0		1	No		105,00	105,00	
107062	10000	Supermercato del legno S.p.A.		0		—	No		432,00	527,04	
107061	10000	Supermercato del legno S.p.A.		0	25RR	3	Yes		300,00	366,00	
107059	34110257	Importaciones S.A.		0		1	No		400,00	400,00	
107058	01905392	NewCaSup		0		—	No		100,00	120,00	
107057	10000	Supermercato del legno S.p.A.		0		—	No		200,00	244,00	
107056	10000	Supermercato del legno S.p.A.		0		—	No		1.000,00	1.220,00	
107055	20000	MK Service S.r.l.	GIALLO	0		—	No		1.000,00	1.100,00	
107054	10000	Supermercato del legno S.p.A.		0		2	Yes		701,19	841,43	
107053	10000	Supermercato del legno S.p.A.		0		3	Yes		1.051,79	1.262,15	
107052	10000	Supermercato del legno S.p.A.		0		1	Yes		350,60	420,72	
107051	20000	MK Service S.r.l.	GIALLO	0		—	No		1.000,00	1.100,00	
107050	01863656	American Wood Exports		0		—	No		1.000,00	1.000,00	
107047	10000	Supermercato del legno S.p.A.	BLU	0		1	No		1.000,00	1.200,00	
107046	10000	Supermercato del legno S.p.A.		0		1	No		500,00	600,00	
107045	10000	Supermercato del legno S.p.A.		0		2	No		2.000,00	2.400,00	

Invoice without G/L

Sometimes orders are received or shipped but the transaction does not end with an invoice.

In these cases orders and inventory entries remain open, waiting for the invoice.

This function allows to close orders generating a "dummy" invoice, with a different number, and without any G/L entry.

Define the "dummy" number series in "Sales & Receivables Setup" and "Purchases & Payables Setup":

Work Date: 31/03/2025

✓ Saved

Purchases & Payables Setup

Vendor Posting Groups

Incoming Documents Setup

General >

Order Diference >

Prices >

Number Series

Show more

Vendor Nos.

FORN

Invoice Nos.

A-FAT

Posted Invoice Nos.

A-FAT+

Credit Memo Nos.

A-NC

Posted Credit Memo ...

A-NC+

VAT Exemption Nos. ...

Price List Nos.

P-PL

Purchases Source Nos. ...

Invoice/Cr.Memo wit...

GA-CR

Fill the "Quantity to Invoice" in the orders and click the action "Post without G/L"

Purchase Order | Work Date: 31/03/2025



✓ Saved

106028 · Supermercato del legno S.p.A.

Home Prepare Print/Send Request Approval **Order**

Actions

Related

Fewer options

Dimensions

Statistics

Comments

Attachments

Functions

Invoices

Vendor

Receipts

Prepayment Invoices

Prepayment Credit Memos

Vendor Invoice No. *

Vendor Shipment No. ZK778

Request Approval

Posting

Document Exchange

Post without G/L

Test Report...

Prepayment

Other

Lines **Manage** Line Functions Order

New Line Delete Line Select items... Close Quantity

Type	Reserved Quantity	Unit of Measure Code	Direct Unit Cost Excl. VAT	Line Amount Excl. VAT	Qty. to Receive	Quantity Received	Qty. to Invoice	Quantity Invoiced	Qty. to Assign	Item Charge Qty. to Handle	Qty. Assigned
→ Item	-	PZ	350.595	35.059,50	67	33	80	20	0	0	-

Subtotal Excl. VAT (EUR) 35.059,50

Total Excl. VAT (EUR) 35.059,50

Inv. Discount Amount (EUR) 0,00

Total VAT (EUR) 7.011,90

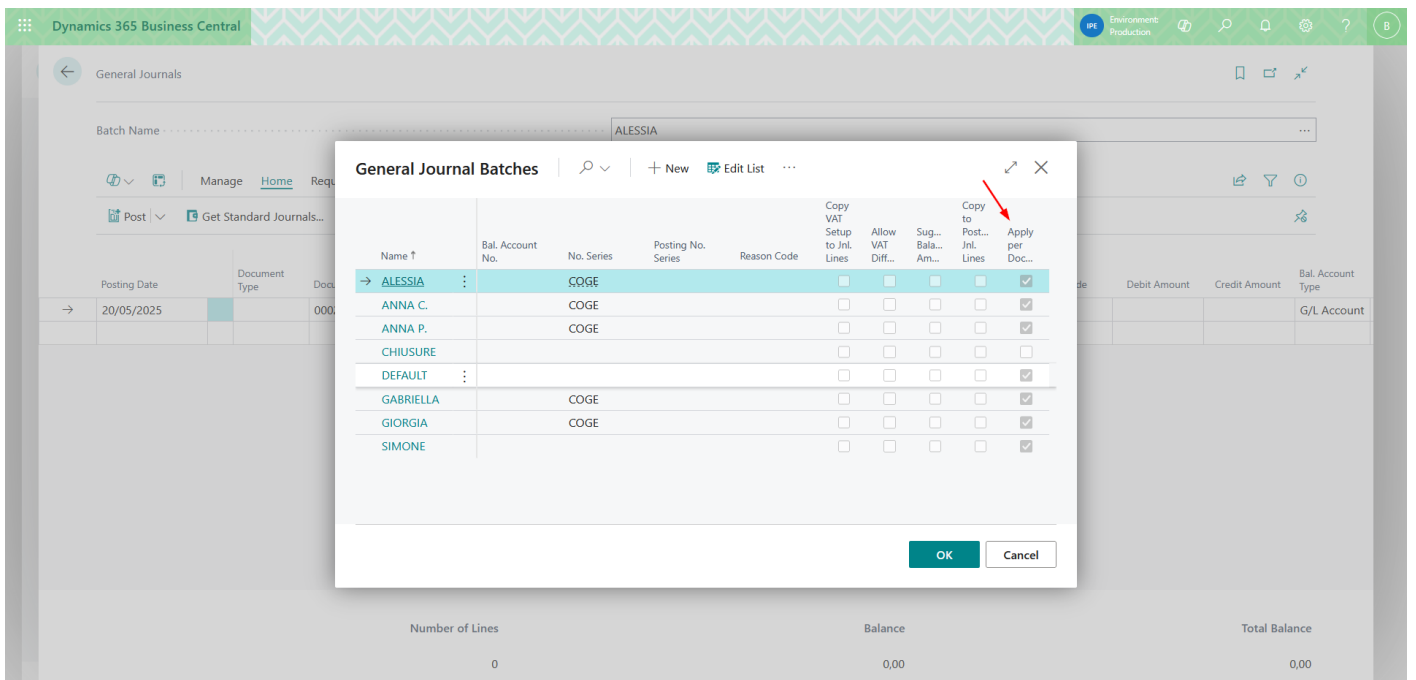
Misc Finance functions

List of miscellaneous functions added to Finance area.

W1FN010A	Better posting description: "Document Type" and "Partner Name" in Sales and Purchases
W1FN011A	Skip error if negative / positive amount mismatch in Gen. Journal Line; skip error if invoice already exists
W1FN013A	Average payment days (integer value) calculation
W1FN014A	Average finance charge terms grace period days (integer value) calculation
W1FN015A	Global e-invoicing support
W1FN016A	Allow earlier posting for vendor entries
W1FN021A	Allow to modify customer reminder level in ledger entries
W1FN023A	Allow to increase and depreciate the same fixed asset several times (first depreciation date as first cost document)
W1FN024A	Additional field to correlate imported entries with legacy system
W1FN028A	Check used/unused accounts in schedule
W1FN029A	Allow invoicing to same bill-to and different sell-to, different categories
W1FN030A	Disable deletion of master data with entries
W1FN031A	Allow posting no per batch
W1FN032A	Batch posting journal per document (useful in large batches, it posts every balanced document, leaving errors in batch)
W1FN033A	Posting categories on finance charge

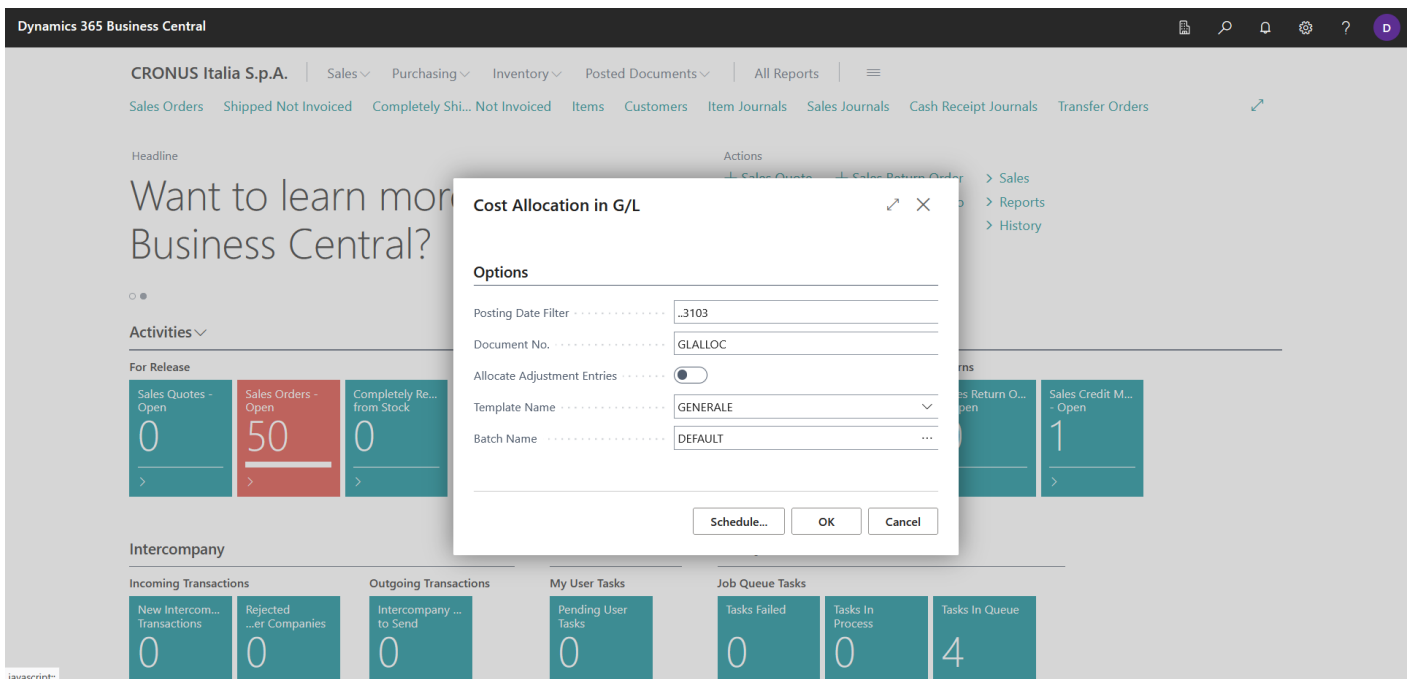
Apply per document

Function `W1FN025A` allows to "explode" applied documents in batch before posting, avoiding selecting them one by one.



Allocation in G/L

Function `W1FN027A` adds a report to execute "Cost Allocations" directly in General Ledger to avoid usage of Cost Entries.



Notes in document

Simple "note" field added in all documents (sales and purchases) and transferred to all involved ledger entries.

Dynamics 365 Business Central											
Vendor Ledger Entries											
Edit List Home Entry More options											
Show Document Apply Entries Find entries... Create Payment Reverse Transaction... Create WithHold Tax entry											
Posting Date	Payment Method Code	Payment Reference	Creditor No.	Original Amount	Amount	Amount (LCY)	Debit Amount	Note	Debit Amount (LCY)	Credit Amount	Credit Amount (LCY)
→ 30/04/2025	BON			-4.909,28	-4.909,28	-4.909,28	—	ERRORE ANNO (VED. EM...	—	4.909,28	4.909,28
30/04/2025	BON			-4.909,28	-4.909,28	-4.909,28	—	ERRORE ANNO (VED. EM...	—	4.909,28	4.909,28
31/03/2025	BON			-200,00	-200,00	-200,00	—	VERIFICA ANNA	—	200,00	200,00
31/03/2025	RIBA			-2.200,14	-2.200,14	-2.200,14	—	BICOCCA	—	2.200,14	2.200,14
31/03/2025	RIBA			-728,60	-728,60	-728,60	—	MANCA DDT 07/04	—	728,60	728,60
30/04/2025	BON			-2.331,42	-2.331,42	-2.331,42	—	VED SCANSIONE	—	2.331,42	2.331,42
30/04/2025	BON			-190,32	-190,32	-190,32	—	VED SCANSIONE	—	190,32	190,32
30/04/2025	BON			-1.383,44	-1.383,44	-1.383,44	—	MANCA DDT 04/03+24/04	—	1.383,44	1.383,44
31/03/2025	RIBA			-1.059,51	-1.059,51	-1.059,51	—	MANCA DDT 11/04	—	1.059,51	1.059,51
30/04/2025	BOLL			-1.761,62	-1.761,62	-1.761,62	—	MANCA REGOLA	—	1.761,62	1.761,62
30/04/2025	BOLL			-820,04	-820,04	-820,04	—	MANCA REGOLA	—	820,04	820,04
30/04/2025	BOLL			-1.291,98	-1.291,98	-1.291,98	—	MANCA REGOLA	—	1.291,98	1.291,98
31/03/2025	RIBA			-610,12	-610,12	-610,12	—	MANCA DDT 04/03	—	610,12	610,12
30/04/2025	RIBA			-15.437,26	-15.437,26	-15.437,26	—	OK BEPPE MAIL 15/05/25	—	15.437,26	15.437,26
31/03/2025	RD			-236,07	-236,07	-236,07	—	MANCA DDT 10/03	—	236,07	236,07
31/03/2025	RIBA			-1.704,95	-1.704,95	-1.704,95	—	MANCA DDT 08/04/25	—	1.704,95	1.704,95
31/03/2025	CON			232,40	232,40	232,40	232,40	CC GARBAGNATE COMPT....	232,40	—	—

Apply G/L Entries

The function allows to apply positive and negative General Ledger Entries, of the same account, to mark them as "closed".

This is very useful to analyze the balance of one account and view only the "open" entries.

G/L Account

Enable "Detailed Entries" in the G/L Account Card.

The screenshot displays the Dynamics 365 Business Central interface for the G/L Account Card of account 5830, titled "Debiti per imposte sul reddito". The account is categorized as "Liabilities" with a subcategory of "Passività ruolo paga". The balance is shown as -1.892,03. The "Detailed Entries" toggle is enabled, indicated by a red arrow. The "Posting" section shows various settings for general posting type, VAT production, and default partner.

Category	Account Type	Tot.
	Posting	
	Posting	
	Posting	
	End-Total	56
	Begin-Total	
	Posting	
	End-Total	57
	Begin-Total	
	Posting	
	Posting	
	End-Total	58
	Begin-Total	
	Posting	

Apply and unapply entries

Apply G/L entries in the same way of customers or vendors entries.

Chart of Accounts: All

Posted Documents with Incoming

Views

All

Show only posting accounts

Hide blocked accounts

Filter list by:

+ Filter...

Filter totals by...

Reset filters

Apply G/L Entries

Edit List Select Entries to Apply Apply Entries

Document Type Document No. 00-12B Posting Date 31/12/2024 Remaining Amount -24.663,18 Amount to Apply 0,00

Applies-to ID	Entry No.	Posting Date	Document Type	Document No.	Description	G/L Account No.
→	430	01/03/2024		2024-3	Movimenti, marzo 2024	5830

Close

Category	Account Type	Total
	Posting	
	Posting	
	Posting	
	End-Total	56
	Begin-Total	
	Posting	
	Posting	
	End-Total	57
	Begin-Total	
	Posting	
	Posting	
	Posting	
	End-Total	58
	Begin-Total	
	Posting	

Easy batch import from Excel

The function allow to import lines in General Journal from Excel. The process is easy:

- No RapidStart
- No Document Exchange (that requires mapping)
- No Edit in Excel (that requires authentication)

Only a simple Excel File with the field caption in the first row.

Validations are made in column order.

